

CHAMPION SUMMER CAMP



# NEWSLETTER



@RealChampionEdu



## WEEK 5 HIGHLIGHT

3D Printing and Product Design . Printmaking .Organic Art . Arty Aliens, Robots, Monsters, Artosaurus Art . Mandarin . Fieldtrip

## Mandarin

The art of Food - A Bite of China



In this week of camp, students learned basic food vocabulary in various ways: role playing, singing, making projects and simply reciting poetry.

Our mandarin program never makes students feel bored since they are energized and motivated by creative language practice tasks. For example, making Jiaozi dumpling with flour, water and carrot, and making Tangyuan dumpling with cotton.

At the end of the day, students went home with their folder of articles and art projects.



## Mixed Media: Organic Art

Conserving a healthy and simple lifestyle; using organic tools as unusual as carrots or mushrooms to print; using leaves and berries as colors to paint ...



## Field Trip

JumpStreet Adventure





## Orangic Art

Learning to conserve a healthy and simple lifestyle; freeing imagination and maximizing fun with prints



## Organic Art

using organic tools as unusual as carrots or mushrooms to print, use leaves and berries as colors to paint, and use seeds or shells to decorate.



## Arty Aliens, Robots

Recreating art with myterious subjects like three-eyed aliens, Star War robots, and etc...



## Monsters, Artosaurus

Their imagination will be fully expressed with the help of a wide range of mediums: paper, watercolor, acrylic and etc.



## Mandarin CSL

The Art of Food - A Bite of China; learning food names on chinese menu



## Field Trip

Bounce U



## Mandarin

Learning culture through actual doing - curiously making the chinese yummy cuisine - dumpling like a pro



## Mixed Meida: Organic Art

Learning colors and food vocabulary; DIY popstickle

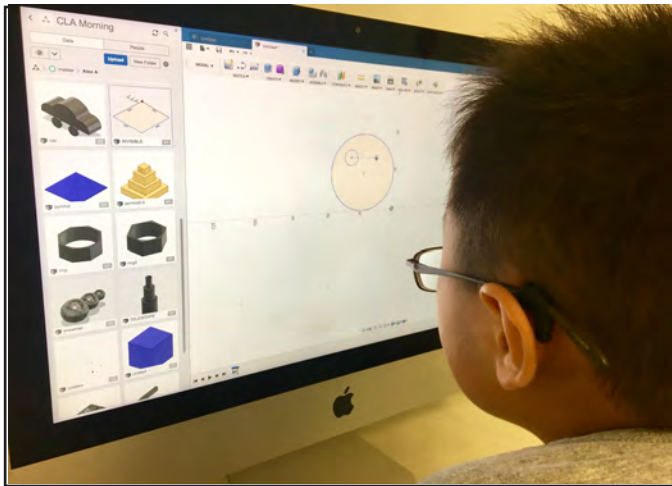




Notice:  
Due to the large amount of 3D design, please allow us 5-8 days to print out all the successful products and pick them up next week at Champion.

## 3D Printing

Step by step instruction from 3D design to 3D printing; keeping up with the everchanging technology which makes children think






## Production Design

Sketching ideas out on the paper and turn it into a 3D model by 3D Program - it is all about bringing abstract idea into life



## Printmaking

Engaging in the wonderful artistic process of printmaking; designing and printing expressive works of art



**Olivia's Printmaking Steps:**

1. Draw your favorite pattern on the carve block and carve carefully
2. Use the brayer to put the ink on the block
3. Put the inked block on the paper while it is still moist. Remember to press it really hard!
4. Voilà! A print is beautifully done!

MANDARIN BEGINNER ( AGE 3 - 5 )

DRAWING AND PRINTMAKING ( AGE 5 - 10 )

FENCING AND SCULPTURE ( AGE 5 - 7 )

FENCING AND GRAPHIC DESIGN ( AGE 8 - 13 )

DIGITAL PAINTING IN PHOTOSHOP AND GRAHPHC DESIGN ( AGE 10 - 14 )

### Important Notice:

- #1. Fencing and Sculpture (Age 5 - 7) and Fencing and Graphic Design (Age 8 - 13) are full and unavailable to register.
- #2. Please give us a heads-up (email office [office@cier-edu.com](mailto:office@cier-edu.com)) if you need to register during the weekend.
- #3. Fencing class campers need to arrive at Champion by 8:30am on Monday. The bus will leave anytime after 8:30 am.



REGISTER FOR NEXT WEEK



106 PHEASANT WOOD CT.  
MORRISVILLE  
NC 27560

OFFICE@CIER-EDU.COM  
919-388-1739

PLEASE HELP US IMPROVE BY FINISHING  
THIS SURVEY:

<https://goo.gl/forms/vOJfeZmBSOh4RjAH3>

SUMMER CAMP PHOTO ALBUM:

<https://photos.app.goo.gl/Lisf6L5LfpiP9DYZ6>